

T2 CBCT UNIT

The T2 is a versatile dental imaging solution engineered for diagnostic precision and user comfort. It merges 3-in-1 functionality (CBCT, panoramic, optional cephalo) in one sturdy unit. The system offers a wide range of Field-of-View (FOV) options - from detailed 5x5 cm scans to full-arch 15x15 cm stitching, catering to everything from localized pathology to comprehensive maxillofacial analysis.



3-IN-1 MODALITY

Captures CBCT, panoramic, and optional cephalometric in a single system.



HIGH-DEFINITION IMAGING

Produces sharp 0.08 mm (80 μm) voxel images for precise diagnostics.

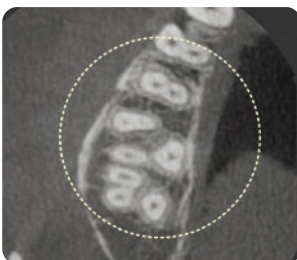


USER-CENTRIC DESIGN

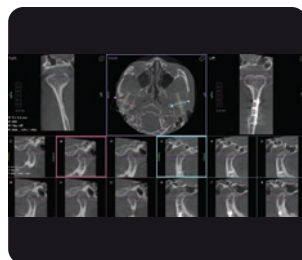
Includes LED indicators, voice guidance, and a foot beam for smooth positioning.



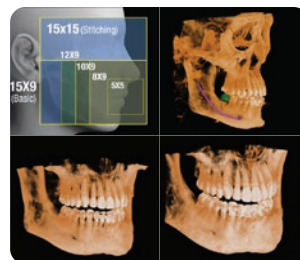
Product Details



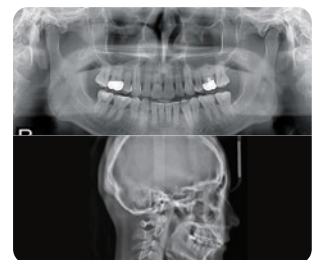
High Resolution: Voxel size of 0.08mm (80 microns), producing high resolution images



TMJ images are now even easier to manage as there is no need to change the chinrest



Multi FOV for various diagnoses:
5x5, 8x9, 10x9, 12x9, 15x9 (Standard) & 15x15 (Stitching)



Panoramic & Cephalometric